

**Personal, Social & Emotional**

- **Develop listening skills, perseverance and concentration**
- **Develop social skills and the ability to work well alongside others**
- Contribute to discussions about celebrating different festivals – food, clothes, presents, music, routines etc
- Introduce different customs through stories and books.
- Discuss safety on bonfire night
- Retell festival stories - Diwali with puppets and small world toys (Rama & Sita)
- Join in discussions about stories and books that emphasise moral issues. Explore stories about caring for each other through role-play, small world and puppetry.
- Continue to develop independence in the classroom using CP areas and at tidy up times

**Physical Development**

- Explore range of climbing, balancing and sliding apparatus, wheeled toys, bats and balls, hoops etc. in the outside area.
- Join in PE lessons that focus on travelling skills (running, hopping, skipping, jumping) and body parts.
- Create short firework dances to music
- Play sending and receiving games with bats and balls, bean bags, quoits, hoops etc.

**Develop fine motor skills by:**

- Threading beads, reels, use peg boards, tweezers
- Make collages/models using scissors, glue, tape, paper, junk
- Model with dough, clay, plasticine rolling pins and cutters
- Join in with dough gym to strengthen muscles in hands & fingers
- Encourage children to use cutlery independently at lunchtimes

**Communication and Language**

**Speaking and Listening skills are priority & will build upon each child's ability to concentrate for extended periods of time**

- ♦ Develop role play area into a Cave where children can read their own stories with a torch.
- ♦ Retell topic texts with story props/small world toys/puppets
- ♦ Write messages for Christmas/Diwali cards
- ♦ Make a poster about firework safety
- ♦ Compose firework poems using sounds
- ♦ Listen & respond to the Diwali story

**Daily Rhyming activities and games**

- Listen carefully to each other when sharing 'news' and during circle time

**Literacy Reading:**

Read a range of stories linked to 'Light & Dark' and Festivals: **Pumpkin Soup, Owl Babies Can't you sleep little bear? Peace at Last, The Night Pirates, This is the Bear and the Scary Night, Funny bones, Whatever Next! A Dark, Dark Tale** Discuss the author and his/her selection of books.

**Maths Numbers As Mathematicians we will:**

- ♦ Sing number songs and rhymes
- ♦ Count forwards or backwards from a given number e.g. 11 to 26 , 14 to 31, 10 backwards to 3, 12 back to 6 etc
- ♦ Count with accuracy, groups of objects and say how many there are
- ♦ Explore 5 and 10 frames and explore numbers to 5, then 10
- ♦ Use Numicon to explore numbers to 10 (& beyond)
- ♦ Compare amounts and say if they are more than/less than/fewer than
- ♦ Estimate and compare different amounts of items – begin to find out how many more or less there are
- ♦ Compare and sort different sets of objects e.g. buttons by how many holes, Colour, size and shape. Explain how they have been sorted
- ♦ Play dice and domino games and recognise the spot formation and the number each side of a dice represents
- ♦ Solve simple practical problems and respond to "what could we try next?"
- ♦ Create repeating patterns using a variety of different items- identify the odd one out
- ♦ Design diwali patterns. Continue and devise paper chain decorations

**Understanding the World**

Observe the changing seasons and how it affects the clothes we wear, darker nights and mornings

- The story of Guy Fawkes – retell in own words
- Bonfire night safety – reinforce safety around fires and fireworks
- Remembrance Sunday – talk about the importance of wearing a poppy
- Investigate light through festivals- Diwali/Bonfire night
- Exploring different sources of light – natural and manmade
- Use torches to make shadows.
- Find out about nocturnal animals & hibernation
- Explore own shadows on a sunny day - draw around them
- Observe and record the weather daily
- Become familiar with times in the day- Morning, afternoon and evening
- Find out about own and others traditions, cultures and beliefs: Diwali, Eid, Christmas, bonfire night, Halloween

**Exploring & Using Media & Materials**

- ♦ Make firework music to accompany dances – use percussion instruments
- ♦ Fireworks on black paper – splatter/chalk
- ♦ Make poppy badges for Remembrance Day
- ♦ Make puppets of Diwali characters
- ♦ Make clay Diwali lamps (divas) and decorate
- ♦ Set up a post office or post box for Christmas cards & messages
- ♦ Small world play with puppets for Diwali, Christmas
- ♦ Sing songs relating to festivals e.g. "This little light of mine", various Christmas songs and carols
- ♦ Explore pattern making with body sounds and musical instruments


**Writing:**



- Daily signing in/mark making
- Write own name at every opportunity: on any work, label for a model, in sand, tracing letters, using writing area
- Using sand trays to 'write'
- Use finger paints to mark make and write own names
- Opportunities to write emergently using phonological skills and writing CVC words
- ♦ Write a wish list letter to Father Christmas

Form letters in name correctly using pens, paints, sand, by labelling models/daily signing in/individual work etc.


**Shape, Space & Measures:**

- ♦ Weighing– comparing heavier/lighter parcels & other items
- ♦ Length – estimating how much paper to wrap boxes and gifts
- ♦ Times in the day – morning, afternoon, evening, day/night
- ♦ Introduce o'clock times
- ♦ Exploring, naming and describing 2d and 3d shapes



**Daily 'Letters and Sounds' reading and phonic activities Reception following Phase 2, Nursery following phase 1 with elements of phase 2**



### **Collaboration**

#### **To develop our collaborative skills we will be:**

- Continue to work with Class 2 in our bubble for assembly times / P.E
- Work with Class 2 in drama, music and singing practise to produce a simple Christmas Nativity
- Enjoy assemblies and circle time with class 2

### **In the News**

- Use Discovery World and Espresso news page to find out about Christmas traditions and celebrations around the world
- Continue to contribute to the school newsletter – celebrate Star of the Week

### **The Arts**

- Christmas art – making decorations for our home and the classroom
- Create and make an Advent calendar for class 1
- Explore different materials to create decorations – salt dough, clay

### **Paperless Maths**

#### **To develop our understanding of maths we will**

- Use the adventure area and large climbing frame indoors to describe and use positional language – over, under, up, down, across
- Use the Outdoor mud kitchen area to explore weighing using balances and capacity using a variety of containers and natural materials

